



Summer Update

Hummingbirds galore!!

Ecuador — Sept 3-14, 2009 We've booked our flights but there's still time for you to get a seat on the tour. Folks are signed up for stop-action hummingbird photography, colorful tropical birds, and incredible landscapes. Three lodges in different eco-systems plus hotels in Quito. 40-50 species of hummingbirds and lots of opportunities to photograph them. \$3495 plus air from the U. S. All meals, lodging, transportation, and guides covered in fee. Donation of Houston Audubon once we get 6 people. [Send me a brochure](#)

Strabo Tours for more information . Safety and security of knowing there's a professional tour company behind all my international trips.

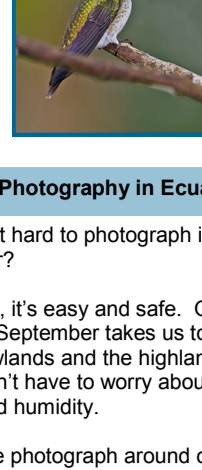
Costa Rica -- Hummingbirds, birds, and wildlife Nov 2-12, 2009. Led by Kathy Adams Clark and Costa Rican naturalist, Willy Alfaro. Four eco-lodges in different regions. Easy, comfortable, relaxing, but such great shooting! Good first trip to the tropics or to learn bird photography. **Cost \$2995 for 7 days or \$3790 for 10 days.** All meals, lodging, transportation, and guides covered in fee. Air fare not included. [Send me information](#)

2010 Photo Tours

Ecuador Upper Amazon begins on March 13 for two days in a luxury hotel in Quito. One of those days will be spent in the lowlands photographing hummingbirds and other tropical wildlife. Then a short flight and motorized canoe ride to our lodge on the banks of the Napo River. Five days in one lodge with daily excursions to see parrots and the creatures that live along the river. Canopy tower for those willing to photograph above the treetops. Back to Quito's luxury hotel and a day trip to the high Andes. Depart Quito on March 22 with lots of great photos and wonderful memories. All meals, lodging, transportation, and guides fees covered. **Cost is \$3,295 plus air fare.** [Send me info](#)

Costa Rica, Morocco, and Italy are in the works. [Keep me posted](#)

Volume 6, Issue 4 June 2009



Photography in Ecuador?

Is it hard to photograph in Ecuador?

No, it's easy and safe. Our trip in September takes us to the lowlands and the highlands. We don't have to worry about heat and humidity.

We photograph around our lodges so I'm always close by to teach or help, if needed.

Gardens and hummingbird feeders around the lodges ensure plenty of subjects.

Then friendly people like the lady below ensure we come away with a variety of travel photos to document our experiences.

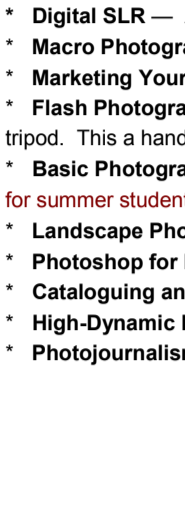
Link to my site

Put a link to www.kathyadamsclark.com on your site and then send me your link. [Let's get linked.](#)

Other Happenings

Shoot West Texas is a weekend of photography presentation in Alpine Texas by some of the best photographers in west Texas. I'm lucky to be in that group for this event. Join us!! Sept 25-26, 2010 [Shooting West Texas](#)

NANPA Road Shows are educational events scattered around the country. Spend the weekend with some of the best teachers learning lots of photo skills. Providence RI, June 26-28 and Minneapolis, Aug 7-9 [NANPA](#)

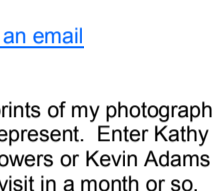


Ecuadorian lady at a local indigenous market.

Leisure Learning Photography Classes

Leisure Learning classes are held at 2990 Richmond Avenue, Houston. Advance registration is required. Snack bar in the basement offering coffee, soda, hamburgers, and sandwiches.

- * **Digital SLR** — Aug 13 — menus, camera settings, workflow
- * **Macro Photography** — July 7
- * **Marketing Your Photos to Magazines & Calendars** — Aug 4
- * **Flash Photography** — Aug 19 — bring your camera, flash and tripod. This a hands-on class.
- * **Basic Photography** — June 20, July 1 (*Wednesday during the day for summer students*), July 25, Aug 22
- * **Landscape Photography** — April 14
- * **Photoshop for Photographers** — July 6
- * **Cataloguing and Organizing your Photos** — Aug 18
- * **High-Dynamic Range & Panoramic Photography** — Aug 20
- * **Photojournalism** — Sept 23



Discovery Green Park

Discovery Green Park is a new green space in downtown Houston.

We've had three Photography at Night classes in the park.

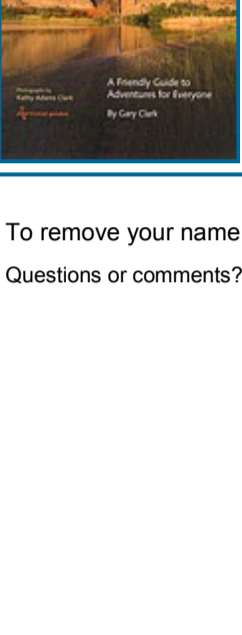
The photo above is a HDR or high-dynamic range image. I made it by blending four images together to form one photo.

Each image was shot at a different exposure and blended in Photomatix Pro.

Learn how to do this in my Leisure Learning class on Aug 20

Leisure Learning

Cool Products & Things in the News



Gary and I will sign copies of our new book **Backroads of the Texas Hill Country & Enjoying Big Bend National Park**

- Front Street Books, Alpine TX July 10th 6-8 p.m.
- Barnes & Noble, College Station TX, Aug 26 7-8:30 p.m.

Order signed copies of these books by [sending me an email](#)

[The Scenic Store](#) now carries posters and fine art prints of my photographs and the wonderful photography of the photographers I represent. Enter Kathy Adams Clark, Larry Ditto, Adam Gibbs, Rick & Nora Bowers or Kevin Adams in the search engine. Images are added regularly so visit in a month or so.

My website (www.kathyadamsclark.com) was revamped by Kallisto Designs. Contact Kalli do give your site a make-over. [Kallisto Designs](#)

[Gura Gear](#) makes a great camera bag. I've carried my gear in this bag for several months and love it. The bag is roomy, sleek, and well designed.

[My Blog](#) — Photography how-to and daily (well almost daily) updates on topics of interest.



To remove your name from our mailing list, please [click here](#).

Questions or comments? E-mail us at HoustonPhotoTeacher@comcast.net or call 281-367-2042.